





-  Parking
-  TOFT Trail
-  Alpaca fields
-  Private property



THE TOFT TRAIL

Time to TOFT Viewpoint approx. 20 mins
 Whole route will take approx. 45 mins

No picnics please.
 Dogs on leads welcome, please clear up after your dog.
 Route not suitable for pushchairs or wheelchairs.
 Please make sure you have appropriate clothing and footwear.
 DID YOU KNOW? You can get your hot drinks and food to go from the TOFT Coffee Shop!



@toft_uk

#TOFTtrail #TOFTuk
www.toftuk.com